

Data sheet

DUO fleet

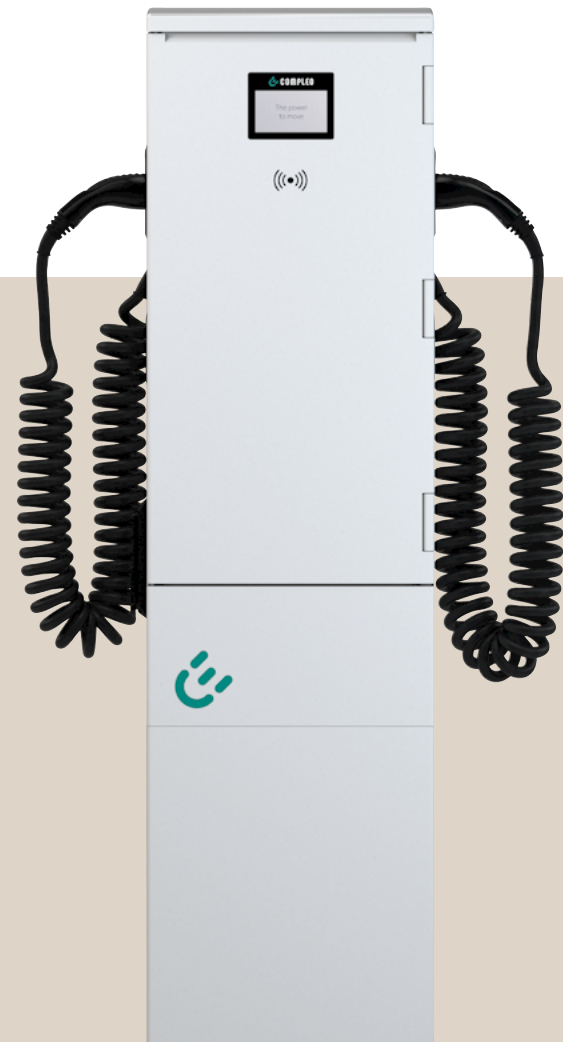
Model: cable, Service RCD

Article no. 12254904

With the DUO fleet cable, Compleo's Power Rail technology allows charging stations to be connected in daisy chain in a cost-efficient manner, saving 30% or more in installation costs.

This professional charging solution is ideal for networked operation in companies, as it offers local load management at no additional cost and complies with AFIR regulations, including ISO 15118-2. The bright 4.3" display allows secure QR codes for direct payment to be displayed. Alternatively, charging processes can be activated via RFID card or app.

The DUO fleet cable features a durable housing that will never rust. As an all-in-one charging station, all components are already integrated. It comes standard with an automatically resettable service RCD. The DUO fleet cable is equipped with two spiral Type 2 charging cables, which make the charging process particularly convenient and enable safe charging with up to 11 kW (AC) at each charging point.



Highlights

- Patent-registered Compleo Power-Rail technology for daisy chain installations (mains connection and network connection)
- 30% or more savings on installation costs
- RCD can be reset via sliding cover to save testing and service costs
- With RCD self-test function
- Installation on SMC base simplifies setup, saves costs and also enables easy storage and transport
- AFIR-compliant thanks to display with QR codes for direct payment, as well as PLC modem and ISO 15118 communication
- High cybersecurity according to RED
- 2x Type 2 spiral cables for high user comfort when charging
- Load management included, without additional hardware or software costs
- Connection of energy management systems via Modbus TCP, Smart Charging (OCPP 1.6) or control contacts
- Increased vandalism protection thanks to glass fibre reinforced plastic housing with high impact resistance (IK10, incl. display)

Accessories

- SMC base + base filler granulate
- Installation kit
For installation without prefabricated base

Technical data

General

Charging mode	AC, mode 3
Number of charging points	2
Charging connector	2x type 2 spiral cable (6.5 m)
IT backend connection	Ocpp 1.6 JSON
Authorisation	Free charging, RFID, smartphone app
Package dimensions (H x W x D)	1,650 x 800 x 1,200 mm, up to six charging stations on one Euro pallet

Mechanical details

Mounting type	Base mounted (bm)
Enclosure material	Sheet moulding compound (SMC)
Surface	Painting: enclosure RAL 9003, textured paint
Lock	Swivelling lever, built-in space for one profile half cylinder
Dimensions (H x W x D)	1,441 x 400 x 225 mm
Weight	Approx. 40 kg

Electrical data

Maximum charging output per charge point	11 kW: Type 2 spiral cable
Nominal voltage, number of phases, nominal frequency	400 V; 3; 50 Hz
Maximum input current	32 A per phase, configurable
Maximum output current	16 A
Device power consumption in standby mode	< 13 W
Connections	Integrated busbar system (Power-rail technology)
Earthing system	TN, TT
Protection	2x RCD type A (Service RCD); 2x DC residual current detection 6 mA; 2x circuit breaker C20 3P or C40 3P; 1x circuit breaker B16 1P
Overvoltage protection	Type 1+2+3 compliant with DIN EN 61643-11
Protection class	2
Welding detection	2x hardware-based redundant cut-off
Measurement accuracy	Class A (DIN EN 50470)
Power factor $\cos\phi$	0,90 - 1
Calibration law	The measurement accuracy of this meter is guaranteed only from a minimum output energy quantity of 1 kWh

Technical data

Connectivity

Communication interface to IT backends	LAN, mobile data network (2G/4G)
Protocols for communication with IT backends	OCPP 1.6 JSON
Protocols for communication with third-party devices	Modbus TCP/IP
Communication interface EV and EVSE	ISO 15118-2 according to AFIR
Update capability	LAN, mobile data
Status display	LED status indicator for each charge point
Display	Size: 4.3" display

Certification

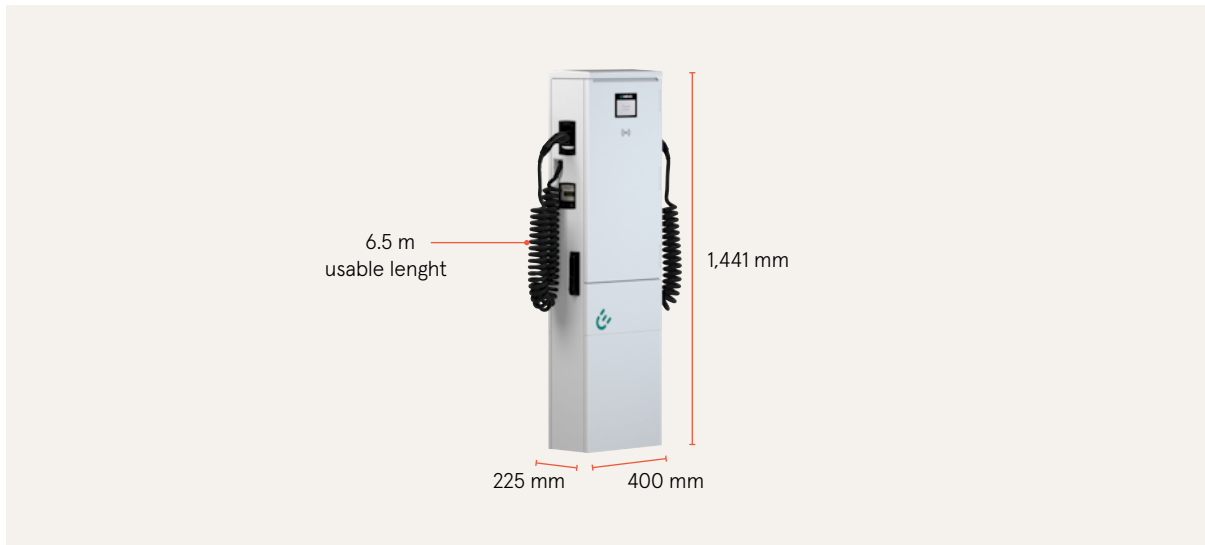
IP protection class	Enclosure: IP44; relevant components: IP54
Impact resistance	IK10
Meter / German calibration law	2x MID-compliant smart meter
Approvals	CE, RoHS, REACH, GPSD, WEEE
Standards	DIN EN 61851-1; DIN IEC/TS 61439-7; ISO 15118-2

Environmental conditions


Storage temperature	-25 °C to +50 °C
Environmental operating temperature	-25 °C to +40 °C
Humidity	< 95 % (non-condensing)
Degree of pollution	3
Areas of use	Internal & external areas
Operating altitude above sea level	2,000 m max.

Technical data

Measurements



Illustrations





Compleo Charging Solutions GmbH & Co. KG

Ezzestraße 8
44379 Dortmund
Germany

info@compleo-cs.com
compleo-charging.com

Technical changes and errors excepted.

©2026 Compleo. All rights reserved.

This document may not be copied or reproduced in any form or by any means, in whole or in part, without written permission. All illustrations in this document serve only as examples and may differ from the delivered product. All information in this document is subject to change without notice and does not represent a commitment on the part of the manufacturer.

The power to move