


Data sheet eBOX smart

The Compleo eBOX smart is a future-proof charging solution for electric vehicles. It is particularly suited to commercial and domestic use. The eBOX smart facilitates fast charging with up to 22 kW and can be networked wirelessly.

It is linked to the software backend via OCPP 1.6J. The eBOX smart communicates with the user via a coloured LED ring, ensuring an intuitive user experience.

Using the eCLICK system, the eBOX smart can be mounted to the wall or a pole and is available with a type 2 socket as well as a type 2 charging lead.



Highlights

- Charging with up to 22 kW AC
- Calibration law-compliant billing via OCMF
- Convenient single-hand operation
- WiFi connectivity
- Includes eCHARGE+ control app
- Includes eCONFIG app for commissioning
- IP55 rating
- Upgrade/replacement of device without electrician thanks to eCLICK
- Energy/load management Via Modbus protocol, FNN standard control box interface
- Can be integrated into photovoltaic systems via third-party applications
- Connection to IT backends via: OCPP 1.6J
- Optional with customer logo

Options & Accessories

- Fixed type 2 charging lead; 6.5 m usable length
- Wall mounted eCLICK
- ePOLE 1-point; for one eBOX
- ePOLE side-by-side; for two eBOXes
- ePOLE back2back; for two eBOXes
- ePOLE duo; for two eBOXes (EKA)
- LOCK for eBOX
- eSmartMeter
- ePOLE side-by-side short; for two eBOXes
- ePOLE back2back short; for two eBOXes
- Lock eBOX with selected key
- Cable holder ePOLE duo
- RCD type A (F204A, 4-pole 25/0.03A/ABB)
- RCD type A (F204A, 4-pole 40/0.03A/ABB)
- Circuit breaker (S203 3-pole+N K20A ABB)
- Circuit breaker (S203-NA K40A ABB)
- Concrete base AC (for ePOLE 1-point, ePOLE duo)
- Concrete base AC (for ePOLE 1-point, ePOLE duo, ePOLE side-by-side (short), ePOLE back2back(short))
- ePOLE DUO short; for two eBOXes

Technical data

General informationen

Charging mode	AC, mode 3
Number of charging points	1
Charging connector	Type 2 socket, optional type 2 charging lead (6.5 m)
IT backend connection	OCPP 1.6 JSON
Authorisation	Free charging, smartphone app (eCHARGE+ or third-party)
Package dimensions (WxDxH)	Wall mounted version: 515 x 225 x 235 mm (without charging lead); 695 x 370 x 235 mm (incl. charging lead)

Mechanical details

Mounting type	Wall mounted (wm); optional: Base mounted (bm)
Enclosure material	Copolymer
Lock	Optional locking cylinder
Dimensions (HxWxD)	Wall mounted version: 450 x 180 x 170 mm (incl. eCLICK)
Weight	Approx. 3.1 – 6.4 kg, depending on added options

Electrical data

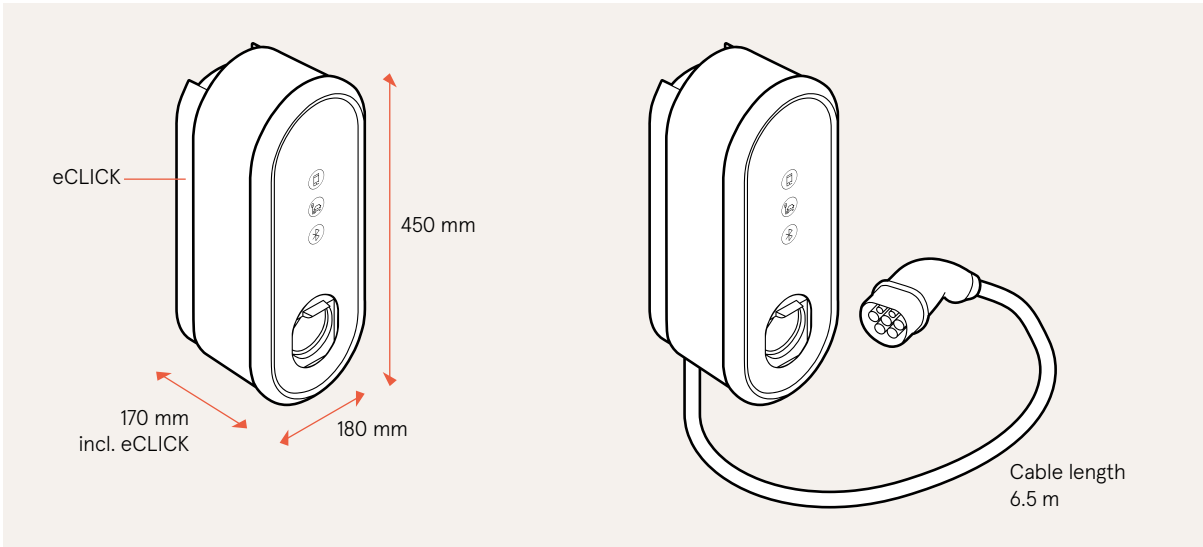
Maximum charging output per charge point	22 kW: type 2 socket; 22 kW: type 2 charging lead;
Nominal voltage, number of phases, nominal frequency	230 – 400 V; 1 – 3; 50 Hz
Maximum input current	32 A per phase, configurable
Device power consumption in standby mode	6 W
Connections	5-pole terminals (up to 10 mm²)
Earthing system	TN, TT
Protection	DC residual current detection 6 mA
Overvoltage protection	Compliant with IEC 61851-21-2:2018
Protection class	1
Welding detection	Connection via changeover contact (max. 230 V, 1A), used e.g. for shunt release to disconnect main power path

Technical data

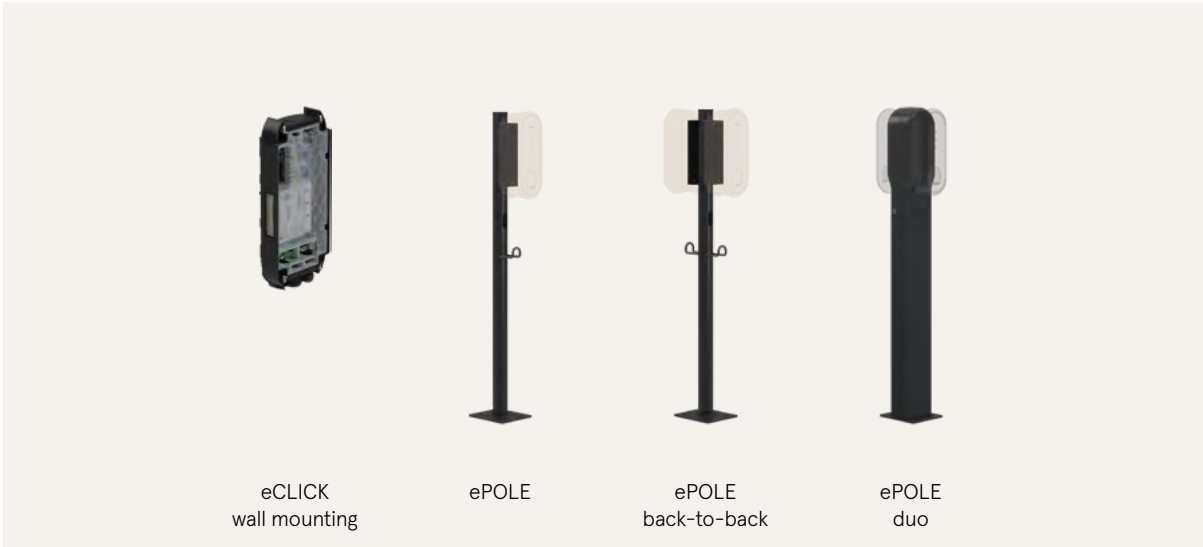
Connectivity		
Communication interface to IT backends	Wireless LAN (2.4 GHz)	
Protocols for communication with IT backends	OCPP 1.6 JSON	
Protocols for communication with third-party devices	Modbus TCP/IP	
Control ability	FNN-standard control box interface; dry contacts	
Update capability	WiFi	
User interface	2 LED displays for authorisation and vehicle connection status, 1 LED button for Bluetooth connection	
Status display	LED ring	
Display	Without	
Certification		
IP protection class	IP55	
Impact resistance	IK10	
Meter / German calibration law	Optional: MID-compliant smart meter (included in calibration-law compliant version)	
Approvals	CE, UKCA, RoHS, REACH, GPSD, WEEE	
Standards	DIN IEC 61851-21-2:2018; DIN IEC 62262:2002; DIN EN 62196-2; DIN IEC 61851-1 Ed.3/EN 61851-1 (2017)	
Environmental conditions		
Storage temperature	-30 °C to +80 °C	
Environmental operating temperature	-30 °C to +50 °C	
Humidity	5% to 95%	
UV protection	External area: F1	
Areas of use	Internal & external areas	
Operating altitude above sea level	2,000 m max.	

Technical data

Technical drawing



Mounting options





The power to move



Compleo Charging Solutions AG
Oberste-Wilms-Straße 15a
44309 Dortmund
Germany

info@compleo-cs.com
compleo-charging.com

©2022 Compleo. All rights reserved.

This document may not be copied or reproduced in any form or by any means, in whole or in part, without written permission. All illustrations in this document serve only as examples and may differ from the delivered product. All information in this document is subject to change without notice and does not represent a commitment on the part of the manufacturer.

Technical changes and errors excepted.